

WASCH
TIMER RELAY
REGTIME6-24
Made in Russia

The relay is intended for 24 DC commutation and is used for switching ON of additional devices according to diagram (Pict.2).

Choice of time unit (seconds, minutes, hours) is possible. Operation modes, time units, time duration may be programmed by the button through the opening in the relay case.

Installed LED and semi-transparent case provide visual control.

Application is universal.

Technical characteristics:

Nominal Voltage:	24V
Switching current, not more:	20A
Consumption current, not more:	35mA
Operation time, T1 (T2):	(0-600)s/min/hour
Number of cycles T1/T2:	(0-600)/∞
Weight, not more:	0.02kg
Dimensions:	40x28x25 mm

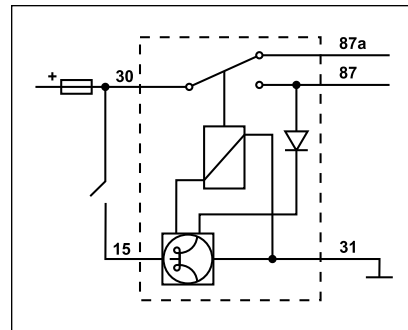
OPERATION MANUAL

1 Adjustment

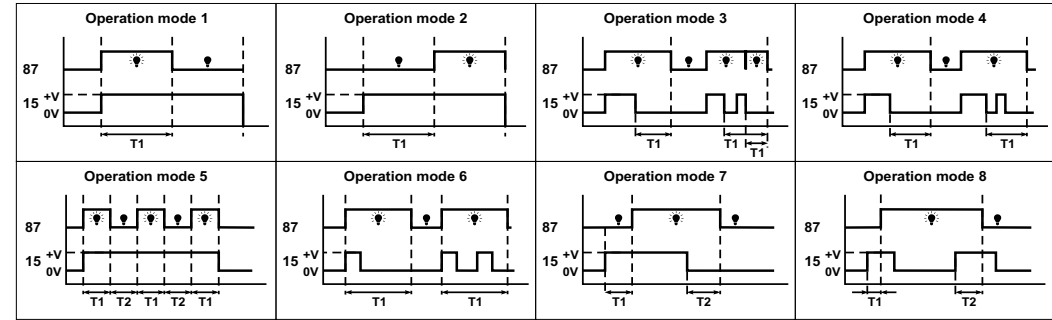
- 1.1. Extract a cap out of the relay case to reach the button.
- 1.2. Supply power on the relay ("31"- "minus", "15"- "plus"). The relay starts operation in preset operation mode.
- 1.3. Adjust relay parameters with the help of the button according to the diagram (Pict.3).
- 1.4. Place the cap back.

2 Connection

- 2.1. Connect the relay according to the scheme (Pict.1).
- 2.2. At the supplied power the relay starts operation in preset operation mode according to the diagram (Pict.2).



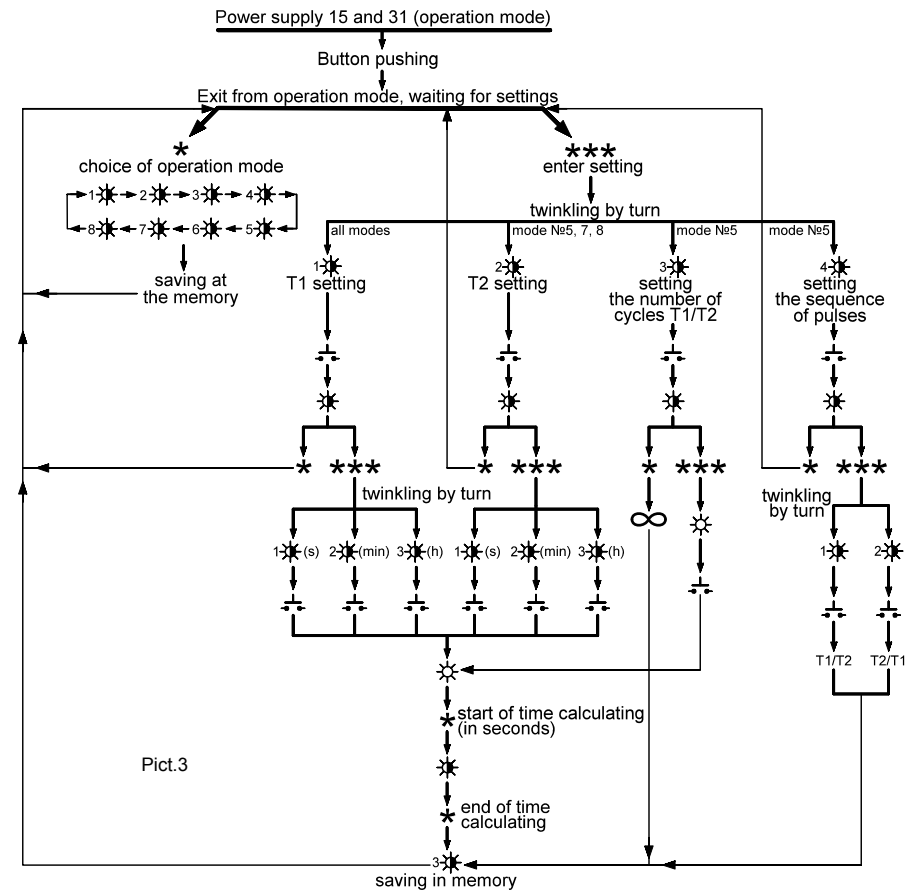
Pict.1



Pict.2

Time units and number of cycles are setup in seconds

- * - short pressing of the button <3s
- *** - the button is pushed for a long time
- ☀ - the LED is lighting constantly
- ⊛ - the LED is twinkling constantly
- ⊛N - the LED twinkles N times
- ⊛ - release of the button
- T1 - ON condition time
- T2 - OFF condition time



Pict.3